



It's convenient and effective

The Pods are designed especially for mobile devices but can be watched on any computer, smart phone or tablet. Even better, they can be downloaded so your child can watch them online or offline. Wherever they go, GCSEPod goes with them. It's like they're carrying a whole world of knowledge and revision in their pockets.

An expert reads and explains everything clearly and precisely with all the right facts, quotes, keywords, dates and annotated diagrams on screen.

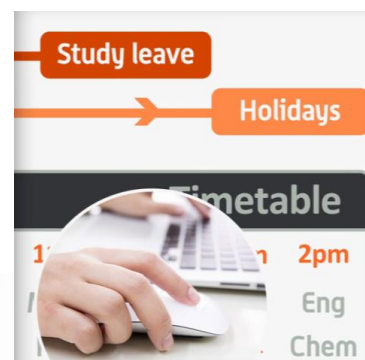
Your child won't need to use GCSEPod for long before they feel the impact. Consistent use in just 10 minute chunks is proven to support achievement right up to A*.

It will help your child get organised

Your child can create personal pod playlists to listen to in the run-up to an exam, to help with homework or even to listen to on the go to help consolidate learning.

The viewing history feature enables your child to return to pods they found useful. There's also a favourite playlist – which helps to go over topic areas they may be finding difficult.

Pre-set exam playlists, available in the My GCSEs area are neatly organised meaning your child can manage revision quickly and easily whilst prioritising their time.



It can be as discreet (or loud) as you are

Your child can listen to GCSEPod anywhere and everywhere and because it looks like they're listening to music, no one needs to know they're actually swotting up.

Your child can may want to show off just how much work they've been doing or even recommend a pod to a friend, to do this they can use the social networking links on the site to connect with others.

What is it?

- One website, Apple & Android app, over 4,000 audio-visual podcasts
- Content produced specifically for mobile devices, tablets and PCs
- Designed to squeeze exactly the right knowledge needed for exam success into short 3-5 minutes chunks
- Helps with learning, homework and revision

How does your child get it?

Your child has already been registered by the school and simply needs to activate their account. To help your child activate their account follow these simple steps:

- 1) Go to www.gcsepod.com and click "login".
- 2) Click NEW HERE? GET STARTED. Select "Pupil"
- 3) Enter your child's name, date of birth and type in the name of their school. Your school should appear in a dropdown list. Click on the school in this list to confirm it.*
- 4) Select a username, password, and a password hint to help you remember the password.

*if you're having trouble finding the school, double check that you've entered the correct date of birth and full name as it appears on the school's register.

Some schools are known by a shorter version of their name, but make sure you're typing the full, official school name.



Key Features

Playlists

Create a new playlist, give it a name, add some podcasts and save. Watch the playlist online to brush up on your knowledge or download it and take it out and about with you on your device.

My GCSEs

Keep organised by viewing a list of all your child's exams in subject or date order. View an exam playlist to see all the podcasts relevant to that exam, select the areas your child finds tricky and download to watch together.

Assignments

View homework set by your child's teacher. Your child should watch the pods selected and complete questions to help test their knowledge.

Downloads

Android/Blackberry/Windows users can download to a computer first or straight to their device. Apple & Blackberry users can download the GCSEPod app from the app store.

Let's keep in touch!



Telephone: 0191 2111 999
Email: support@gcsepod.com

How to support your child using GCSEPod



What is GCSEPod?

We are the award-winning experts in mobile learning. We provide highly concentrated **3-5 minute bursts** of audio-visual, **teacher-written learning** which can help to reinforce and consolidate key GCSE topics covered in lessons.

Everything is explained precisely with all the correct **facts, quotes, keywords, dates** and **annotated diagrams**, all mapped to **exam specifications**.



Does your child know they have access to GCSEPod?

Ensure your child has activated their GCSEPod account by following these simple instructions:

1. Go to www.gcsepod.com
2. Click **login**
3. Click **New Here? Get Started**
4. Ensure they've selected they are a **pupil**
5. Enter their personal details as requested
6. Create a **username** and **password**

If your child has already activated their account, they simply need to log in with the username and password they've created.



How to support your child using GCSEPod



Watch some pods yourself

Watch a few of our pods yourself so you can see what we're all about. You may **surprise yourself** and learn something you didn't already know.

Why not **watch some pods with your son or daughter** and take it in turns to ask each other questions. You could even turn it into a **competition** – whoever gets the most answers correct gets out of the washing up that night!



Create a Revision Timetable

The 'My GCSEs' feature has specific playlists for each exam. All content here is **based on exam specifications** and the date of each exam is also shown.

All your child needs to do is click on an upcoming exam, and listen to the playlist. **It's revision made easy!**

Why not use the 'My GCSEs' area to help your son or daughter **create a timetable**, helping them to **stay organised during their exams**.

Download content in advance

Ask your child to download some pods to their phone or tablet. This way they are **free to listen** to pods on the way to **school, a friend's house** or on **holiday**, without ever having to worry about access to the internet.

Don't forget to go download our **free apps** for iOS and Android devices!



How to support your child using GCSEPod



Play GCSEPod on the School Run

Use the time on the way to school to play GCSEPod in the car.

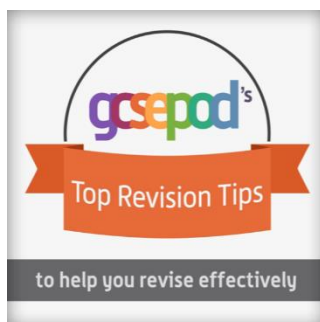
If your journey is quite long, you can **quiz them** on what you've just heard.

You can **listen to GCSEPod anywhere**, even half time at a football match, just remember to download some pods first so **you don't have to worry about internet access!**

Use GCSEPod to help with homework

We've got over **20 subjects** with **thousands of pods**. If you are helping your son or daughter with a homework task, log into GCSEPod and watch a podcast relevant to the topic.

GCSEPod is an easier and surer way to get access to learning materials that are relevant, rather than trawling through the internet!




Know where to go for more help

Remember that GCSEPod has **lots of support materials**, so please do utilise them as much as possible.

Whether it's a **video or how-to documents** on revision and exam tips, downloading pods or an introduction to the site, **we've got everything you need to help you support your child through their GCSEs.**

For more information on how to use GCSEPod's features such as "My Playlists" and "My GCSEs" visit:

www.gcsepod.com/parents



More ideas? Let us know!



Test your child on their pod knowledge with some of these general questions



Tip: Print out this page, take it everywhere you go and ask questions when you're in the supermarket, in the car, cooking dinner...

General Questions

1. What did you learn from watching the pod?
2. What will you remember?
3. Tell me 3 key words you have learnt from the pod.
4. Tell me everything you know on the topic.
5. How confident do you feel on the subject?
6. Do you think you need to learn more on that subject?
7. What part of the pod interested you the most?
8. What was your favourite part of the pod?
9. Teach me what you've learnt?
10. Where you surprised by what you've learnt?
11. What was your least favourite part?

English Literature Questions

1. What's the book/play about?
2. Can you give me a plot overview?
3. Where is the book/play set?
4. How does the setting (location) reflect the book?
5. Who are the main characters in the book/play?
6. What genre is the book?
7. Do you know any important quotes?
8. What is the structure of the book?
9. What are the book/play's themes?
10. Does the story interest you?

Tip: Think of some specific questions on other subjects, like photosynthesis, algebra or WWII.



Character Questions

1. Who are the 3 main characters of the book/play?
2. What are their relationships with each other?
3. Which social class do they belong too?
4. Do the main characters change by the end of the book/play? How?
5. If you had the chance to talk and ask each character a questions - what would you ask them and why?

GCSE Revision Timetable



Don't forget to take regular breaks!

Day Time	Monday	Tuesday	Wednesday	Thursday	Friday	Saturday	Sunday
9am							
10am							
11am							
12noon							
1pm							
2pm							
3pm							
4pm							
5pm							
6pm							